



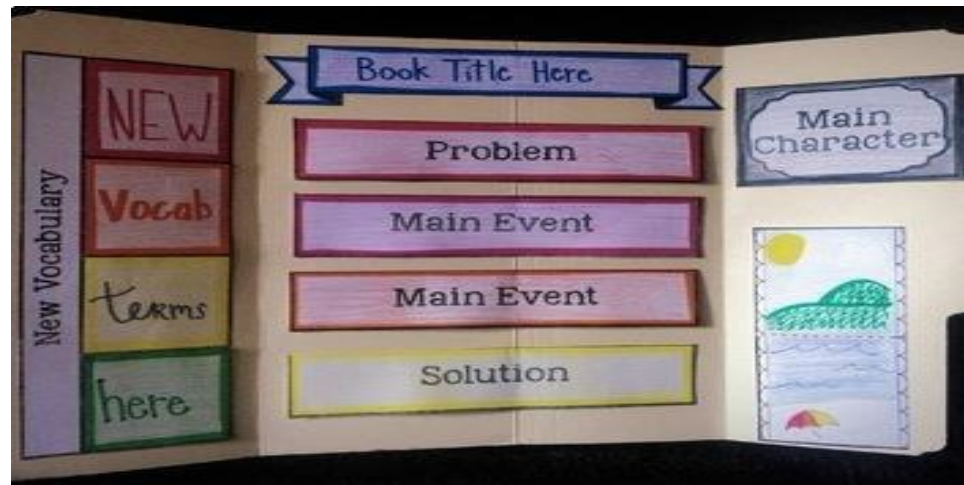
3rd Grade Summer Book Report

3 rd Grade	Title: _____
	Author: _____

File Folder Book Report Directions

1. Read your assigned novel.
2. Cut out tabs on Pages 2 – 8.
3. Fold file folder and tabs. Glue these tabs onto a file folder as shown in the sample picture.
4. Using evidence from the story, answer the questions for each tab. Remember to answer in complete sentences.
5. Color and decorate your book report and be ready to share with your class!

Sample Pictures:



Author


Theme

Genre


Main
Characters

Setting

Title



Create a cover for your book. Include: title, illustration, and author. It cannot be a replica of the author's cover. Get creative!



New Vocab

Find 4 new vocabulary words in the book that you read. Write one word in each box, under the flap, write the definition in your own words.

New Vocabulary

Find the plot of your book by determining the problem, two main events that happened as a result, and the solution.

Glue Here

Problem

Glue Here

Main Event

Glue Here

Main Event

Glue Here

Solution

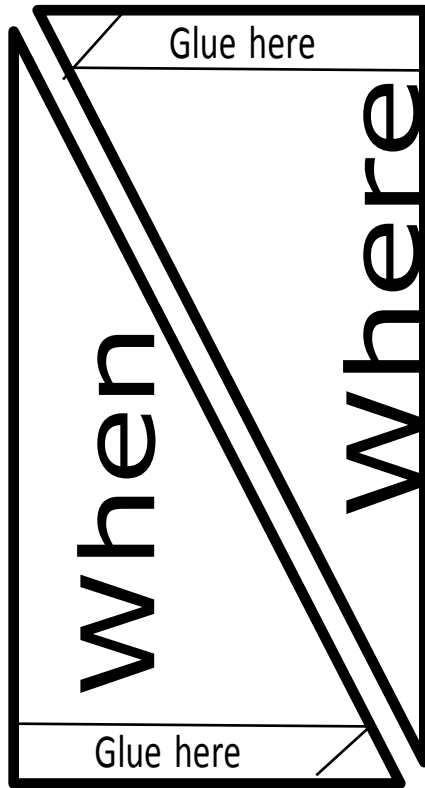
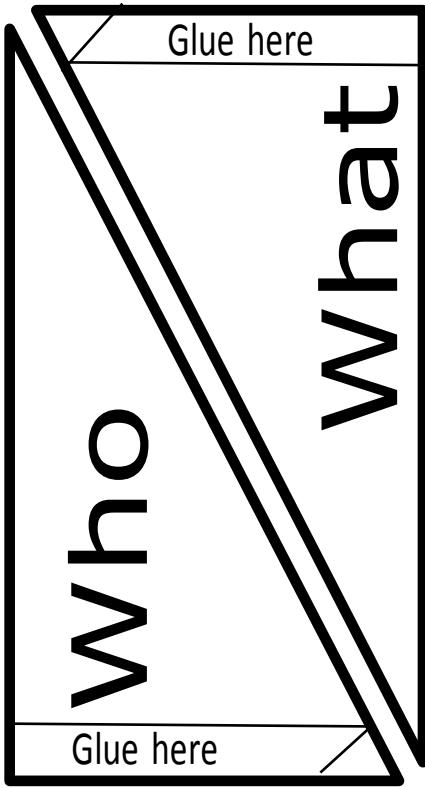
Find the plot of your book by determining the problem, two main events that happened as a result, and the solution.

The problem of this story is...

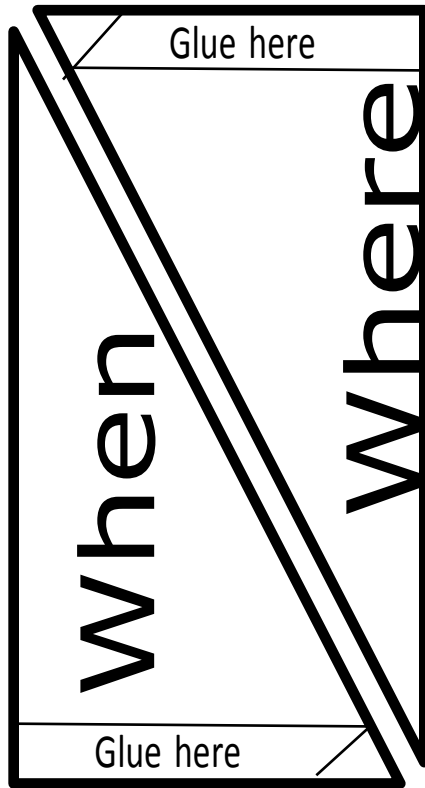
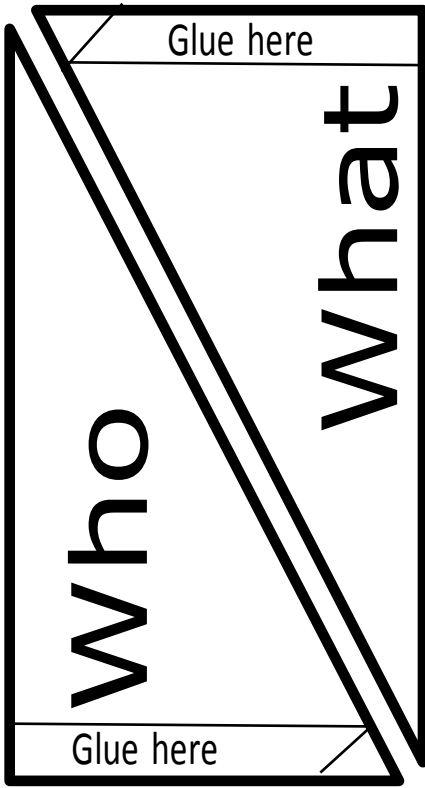
One main event that happens in this story is...

One main event that happens in this story is...

The solution of this story is...



Cut on the dotted line, then fold on the solid line & glue to create a flap.



My favorite part

Think about your favorite parts of this story. Draw the scenes the way you pictured them in your mind on the flaps below. Neatly color the pictures and cut them out. Fold on the solid line and glue the flap down. Underneath each flap, describe your favorite part and tell me why you liked it.

